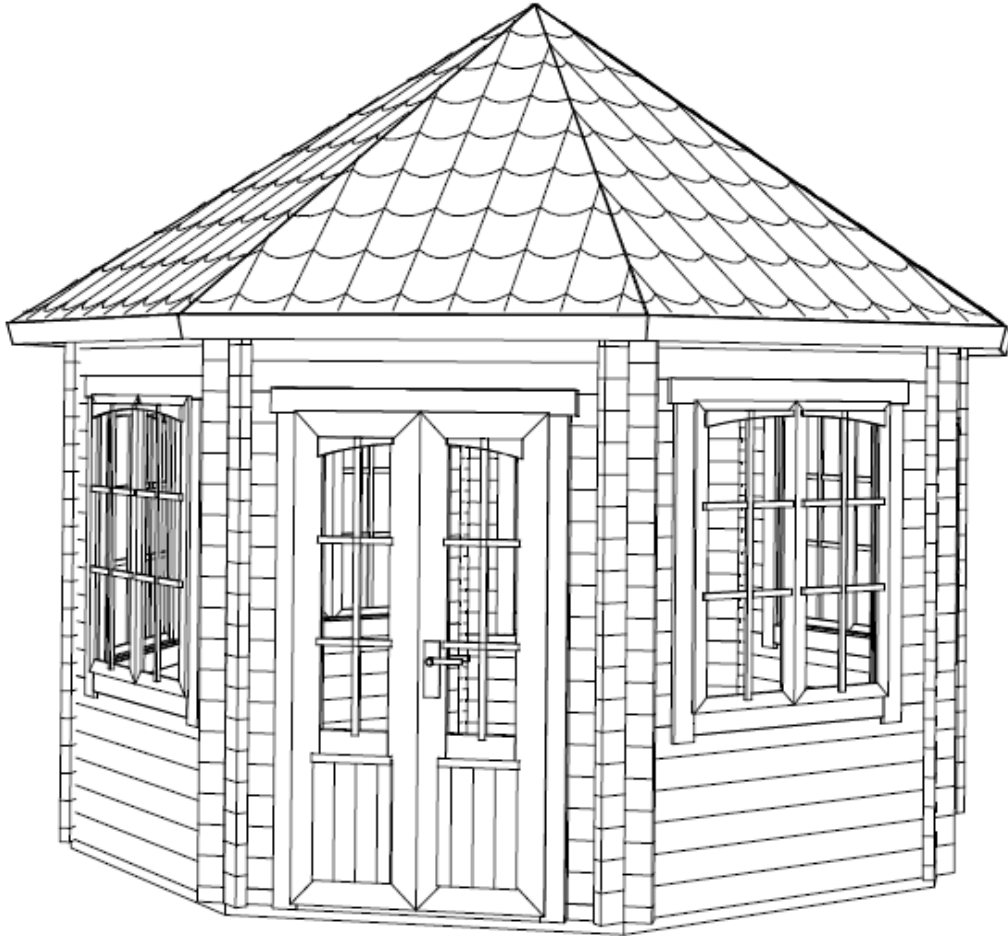
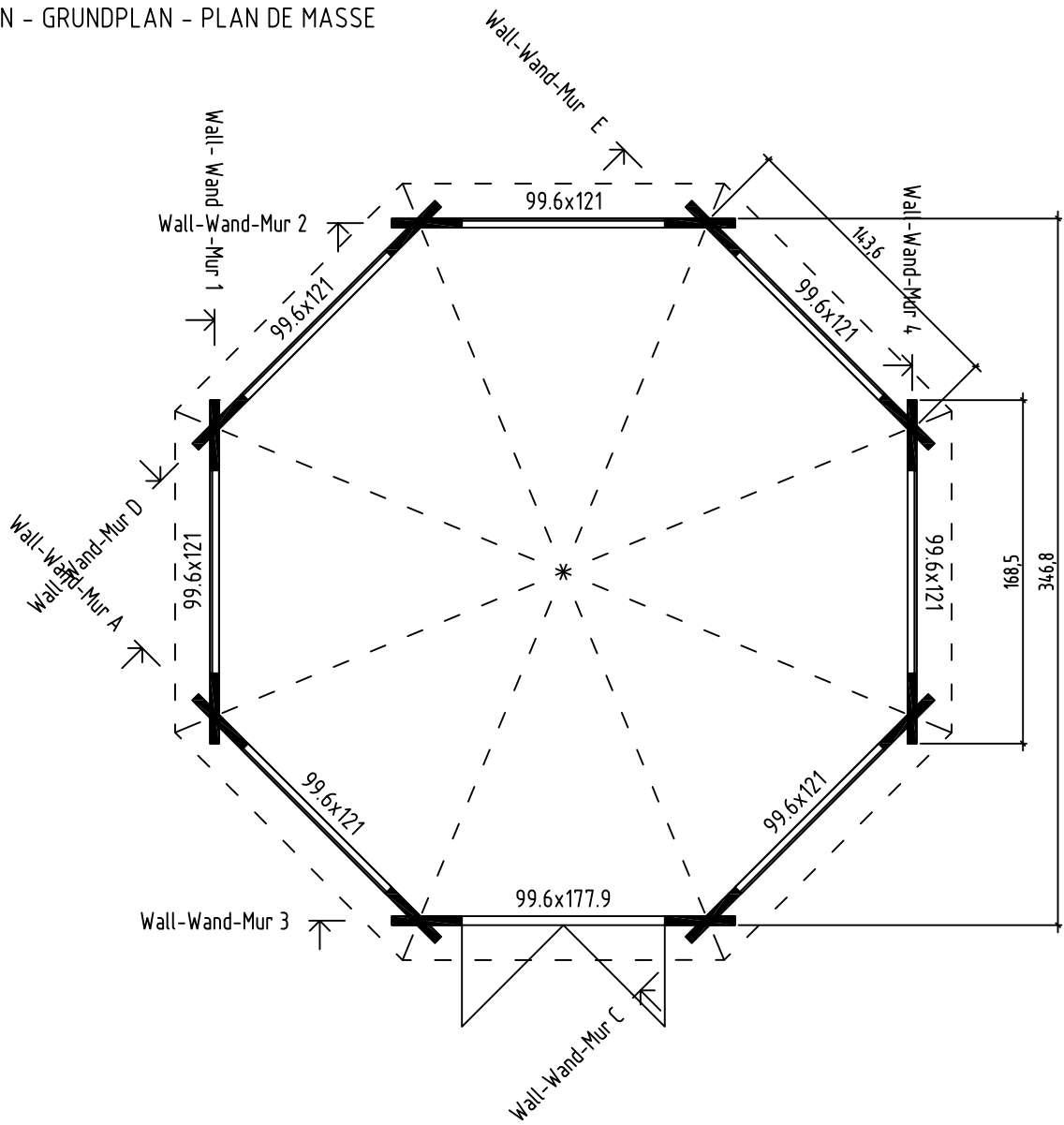


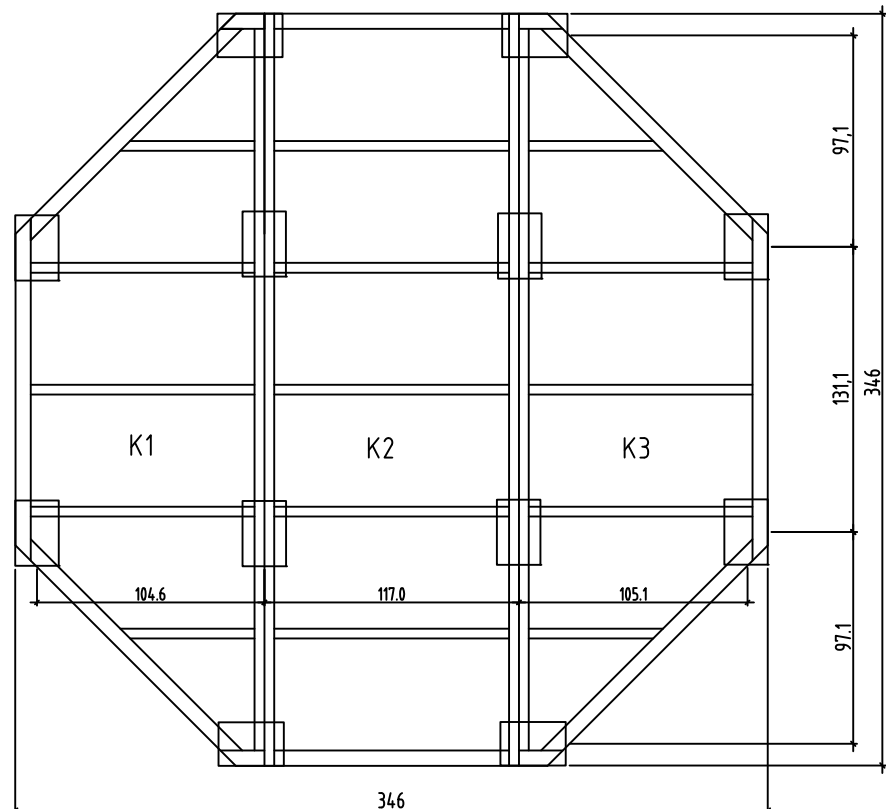
JAMAICA
ART.NR. 442400
1/7



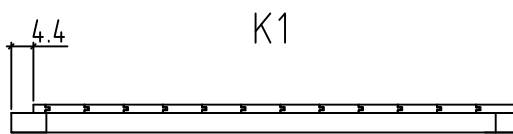
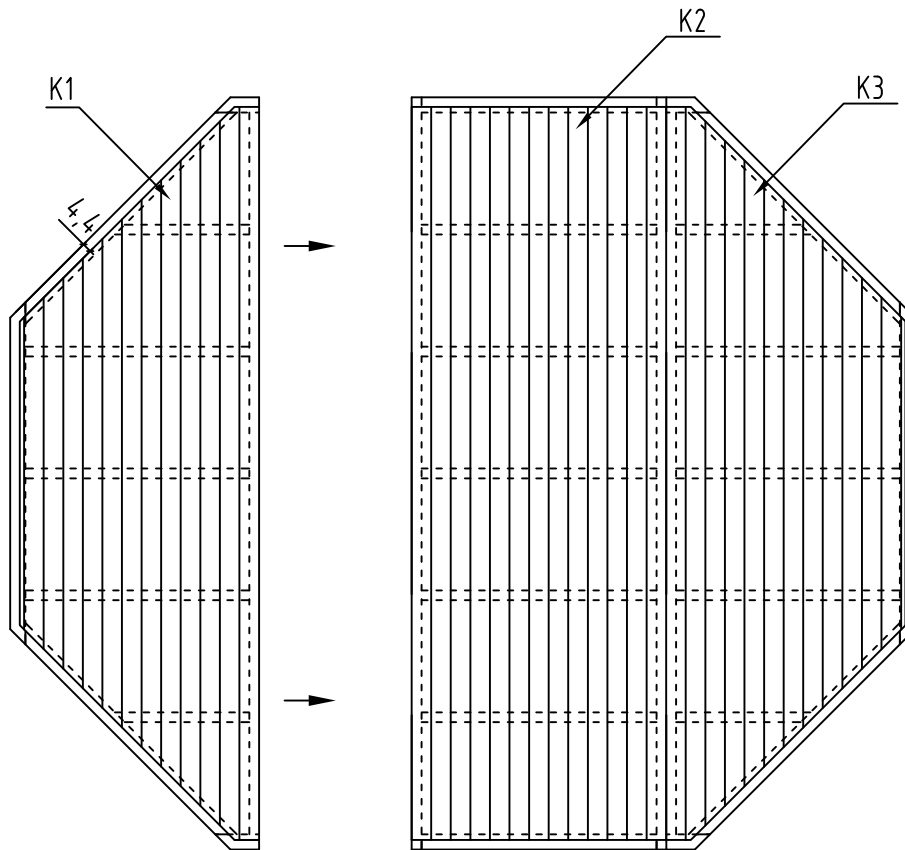
GROUNDPLAN - GRUNDPLAN - PLAN DE MASSE



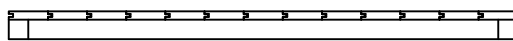
FOUNDATION - FUNDAMENT - FONDATION



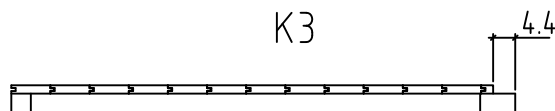
FLOOR BOARDS - FUSSBODENBRETTER - PLAN POSE PLANCHER



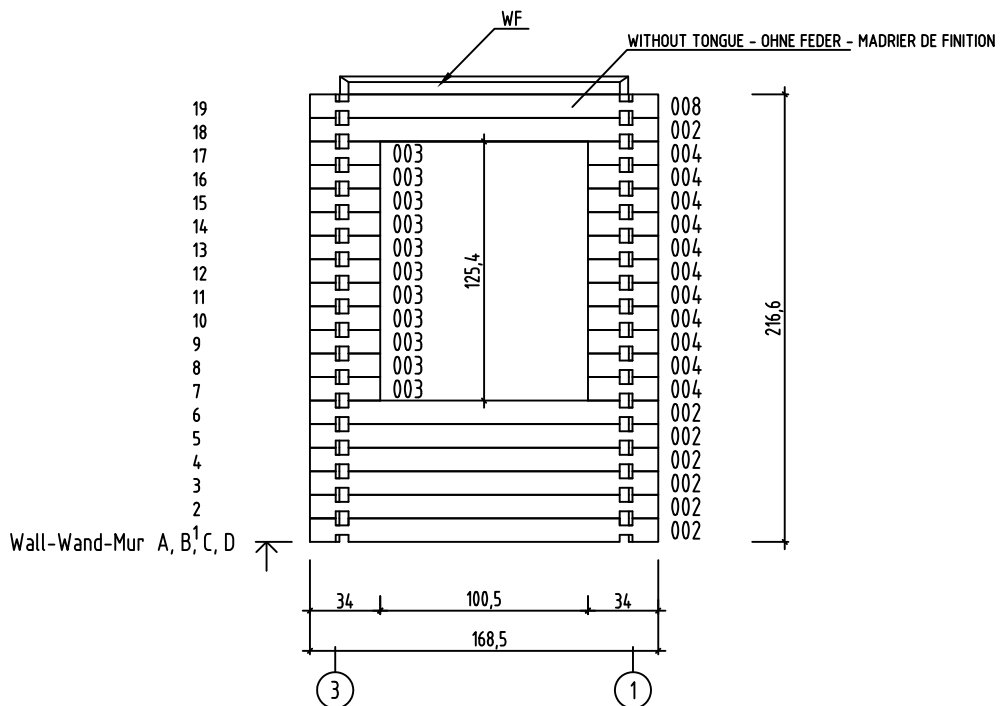
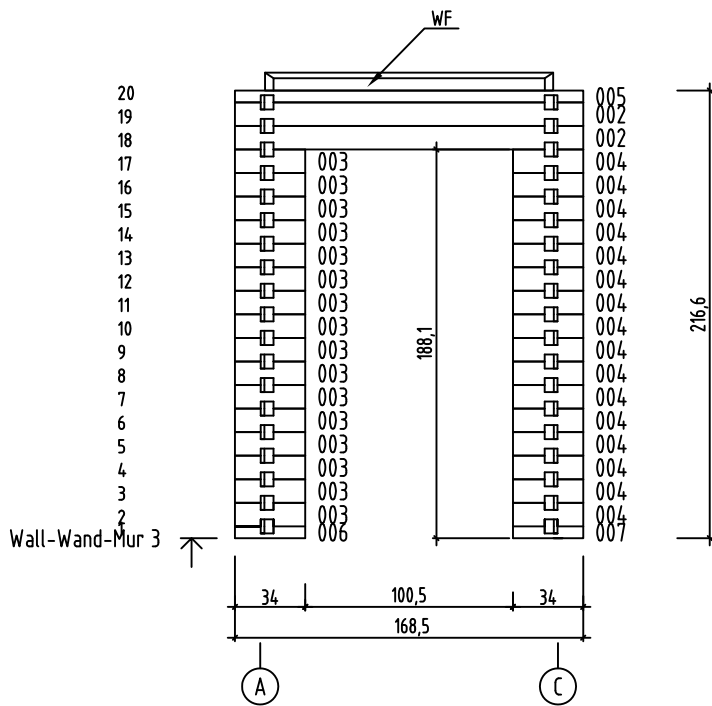
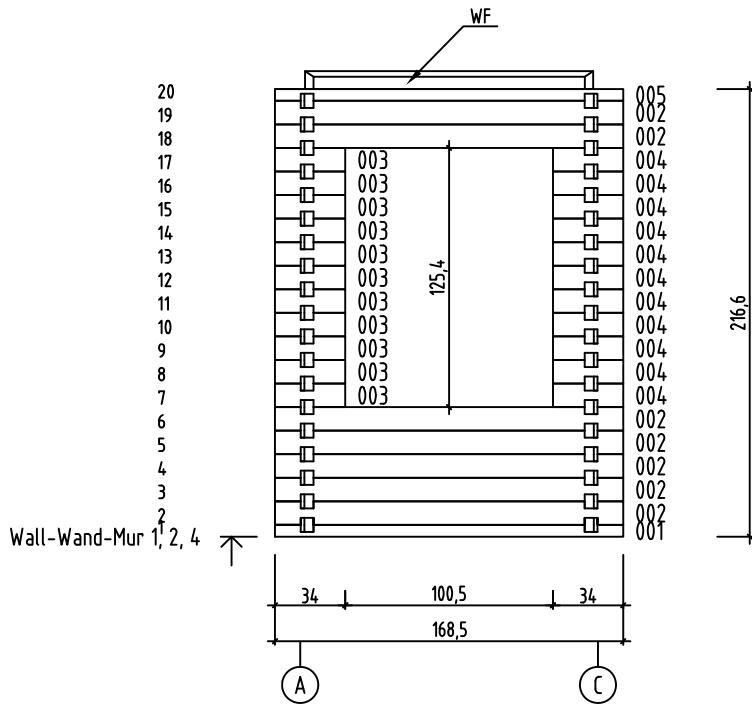
K1






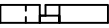
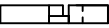










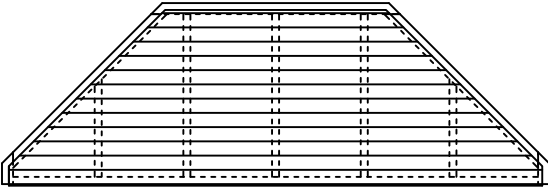
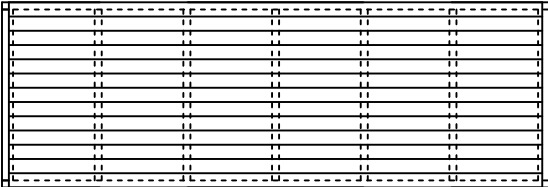


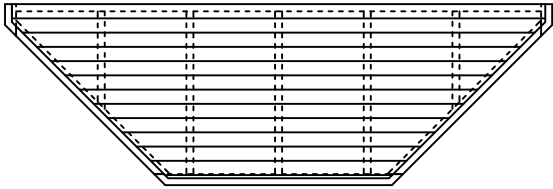

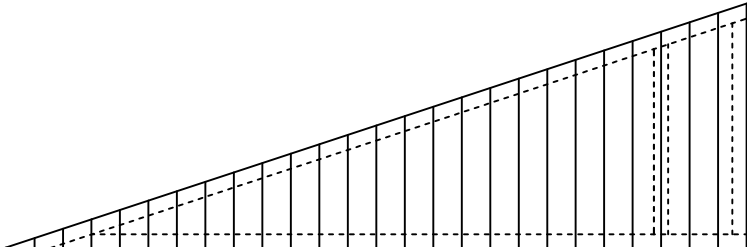

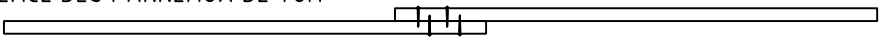













K2

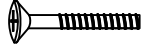

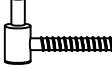

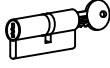
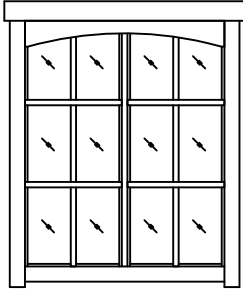
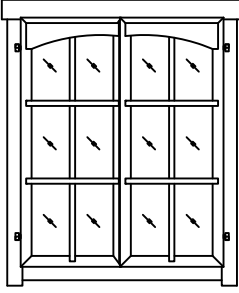



K3



Pos	03.02.2011	ART.NR. 442400	5/7	St.	Profile (mm)	Lenght (mm)
001				3	44x57	1685
002				51	44x114	1685
003				93	44x114	340
004				93	44x114	340
005				4	44x57	1685
006				1	44x114	340
007				1	44x114	340
008				4	44x114	1685
IAR4		FOUNDATION - FUNDAMENT - FONDATION		2	70x45	1572
IAR5		FOUNDATION - FUNDAMENT - FONDATION		4	70x45	1376
IAR1		FOUNDATION - FUNDAMENT - FONDATION		2	70x45	1080
IAR3		FOUNDATION - FUNDAMENT - FONDATION		4	70x45	201
IAR6		FOUNDATION - FUNDAMENT - FONDATION		2	45x45	3458
IAR7		FOUNDATION - FUNDAMENT - FONDATION		2	45x45	3318
IAR8		FOUNDATION - FUNDAMENT - FONDATION		5	45x45	1080
IAR9		FOUNDATION - FUNDAMENT - FONDATION		6	45x45	1029
IAR2		FOUNDATION - FUNDAMENT - FONDATION		4	45x45	618
K1	FLOOR ELEMENT - BODENELEMENT - PLANCHER PRÉMONTÉ			1	90x18	3458
						
K2	FLOOR ELEMENT - BODENELEMENT - PLANCHER PRÉMONTÉ			1	90x18	3458
						

Pos	03.02.2011	ART.NR. 442400	6/7	St.	Profile (mm)	Lenght (mm)
K3	FLOOR ELEMENT - BODENELEMENT - PLANCHER PRÉMONTÉ			1	90x18	3458
	FLOOR FILLET-FUSSBODENLEISTE - CORNIERE DE FINITION DU PLANCHER				18x18	13.58
	ROOF ELEMENT - DACHELEMENT - PANNEAU DE TOIT PRÉMONTÉ			16	90x18	2350
WF	WALL FINISHING BOARD - ABSCHLUSSBOHLE MADRIER SUPÉRIEUR DE FINITION			8	44x92	1435
	ASSEMBLY BATTEN-MONTAGELATTE - BAGUETTES DE MAINTIEN, NÉCESSAIRES À LA MISE EN PLACE DES PANNEAUX DE TOIT			2	44x44	1500
	EAVES BOARD - TRAUFBRETT - BANDEAU DE TOIT			8	18x90	1581
	STORM PROTECTION WIRE CABLES - DRAHTSEILE FÜR STURMSICHERUNG - CABLES MÉTALLIQUE ANTI-TEMPETE			4		6100
	WINDOW HANDLE FITTINGS - FENSTERGRIFF - POIGNÉE D'OUVERTURE DE FENETRE			3		
	SCREW FOR FILLET - SCHRAUBE ZUR BEFESTIGUNG TÜRLEISTE VIS D'ASSEMBLAGE DU CADRE DE PORTE			5	3x30	
	SCREW FOR ASSEMBLY BATTEN-SCHRAUBEN FÜR MONTAGELATTE - VIS DE FIXATION DES BAGUETTES DE MAINTIEN POUR MISE EN PLACE DU TOIT			4	4.5x80	
	SCREW FOR FIXING ROOF ELEMENTS - SCHRAUBE FÜR BEFESTIGUNG DACH-ELEMENTEN - VIS DE FIXATION DES PANNEAUX DE TOIT			96	4.5x80	
	SCREW FOR EAVES BOARDS - SCHRAUBEN FÜR TRAUFBRETT - VIS DE FIXATION POUR BANDEAU DE TOIT			64	4x40	
	SCREW FOR DOORSTEP - SCHRAUBEN FÜR TÜRSWELLE - VIS DE FIXATION DU SEUIL DE PORTE			2	4.5x65	
	SCREW FOR WALL FINISHING BOARD - SCHRAUBE FÜR ABSCHLUSSBOHLE VIS D'ASSEMBLAGE DES MADRIERS SUPÉRIEUR DE FINITION			36	5x120	
	SCREW FOR 1. WALL BEAM - SCHRAUBE FÜR 1. BOHLENREIHE - VIS DE FIXATION DES FONDATIONS			8	5x90	
	SCREW FOR FUNDAMENT - SCHRAUBEN ZUR BEFISTIGUNG FUNDAMENT VIS POUR FONDATION			10	5x90	
	SCREW FOR DOOR JAMB - SCHRAUBE FÜR TÜRRAHMEN - VIS DE FIXATION POUR MONTANT DE PORTE			4	5x90	
	ZN NAIL FOR FLOOR FILLET - ZN NÄGEL FÜR FUSSBODENLEISTE - POINTE POUR CORNIERE DE FINITION DU PLANCHER			24	1.4x40	
	HAMMER BLOCK - SCHLAGHOLZ - CALLE DE FRAPPE			1		

Pos	03.02.2011	ART.NR. 442400	7/7	St.	Profile (mm)	Lenght (mm)
	BOLT FOR WINDOW HANDLE FITTINGS - BOLZEN FÜR FENSTERGRIFF BESCHLAG BOULON POUR POIGNÉE D'OUVERTURE DE FENETRE			6		
	SCREW-EYELETS FOR STORM PROTECTION - SCHRAUBÖSEN FÜR STURMSICHERUNG - OEILLETS DE VISSAGE POUR LAME ANTI-TEMPETE			8		
	CLAMPS FOR STORM PROTECTION - KLEMMEN FÜR STURMSICHERUNG - COLLIER POUR LAME ANTI-TEMPETE			16		
	TURNBUCKLES FOR STORM PROTECTION - SPANNSCHLÖSSER FÜR STURMSICHERUNG TENDEUR A VIS POUR LAME ANTI-TEMPETE			4		
	SET OF DOOR LOCK COVERS - SCHLOSSBLENDEN - SET DE GARNITURES DE SERRURE DE PORTE			1		
	MALE BOLT HINGE FOR DOOR - TÜRRIEGEL - PARTIE MALE DE CHARNIERE DE PORTE			6		
	DOOR HANDLE FITTINGS-TÜRGRIFF - SET DE GARNITURES DE SERRURE DE PORTE			1		
	CYLINDER -ZYLINDERSCHLOSS - CYLINDRE DE SERRURE			1		
	WINDOW-FENSTER - FENETRE 996x1210		TAK.1.106.SM0.Ke	4		
	WINDOW - FENSTER - FENETRE 996x1210		TAK.1.106.SVP.Ke	3		
	DOOR-TÜR - PORTE 996x1850		TUK.2.066.SVP.MMKd	1		