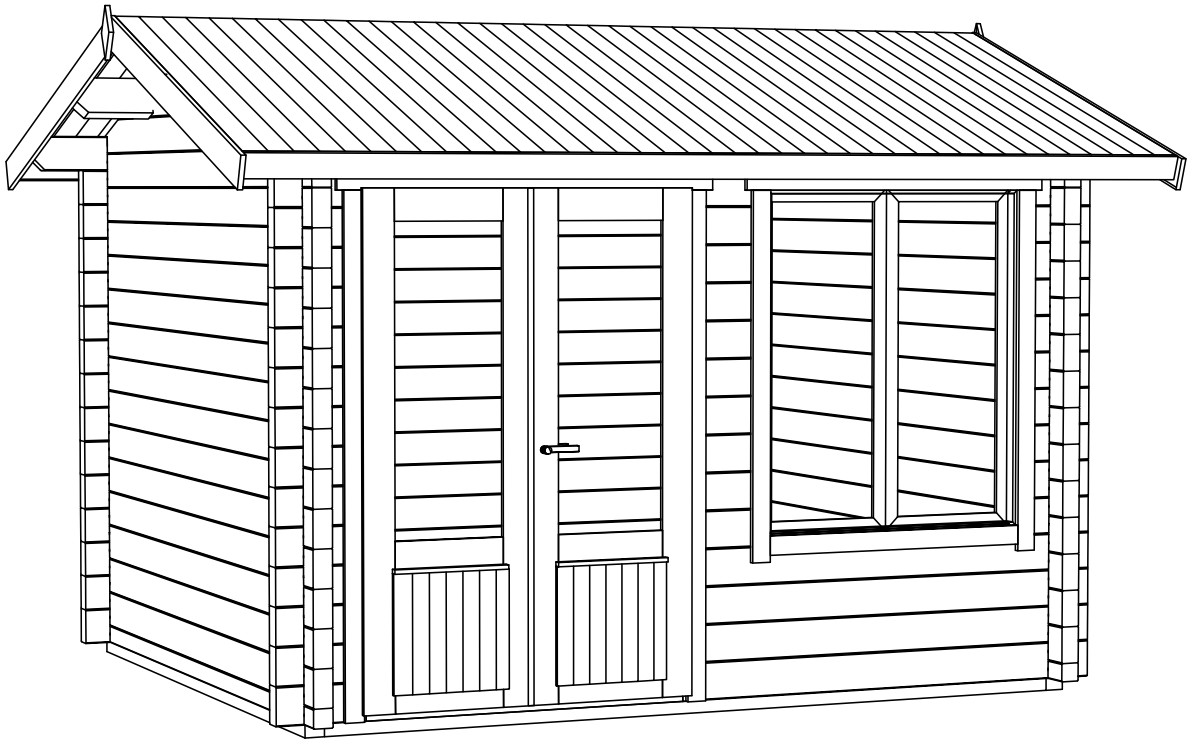
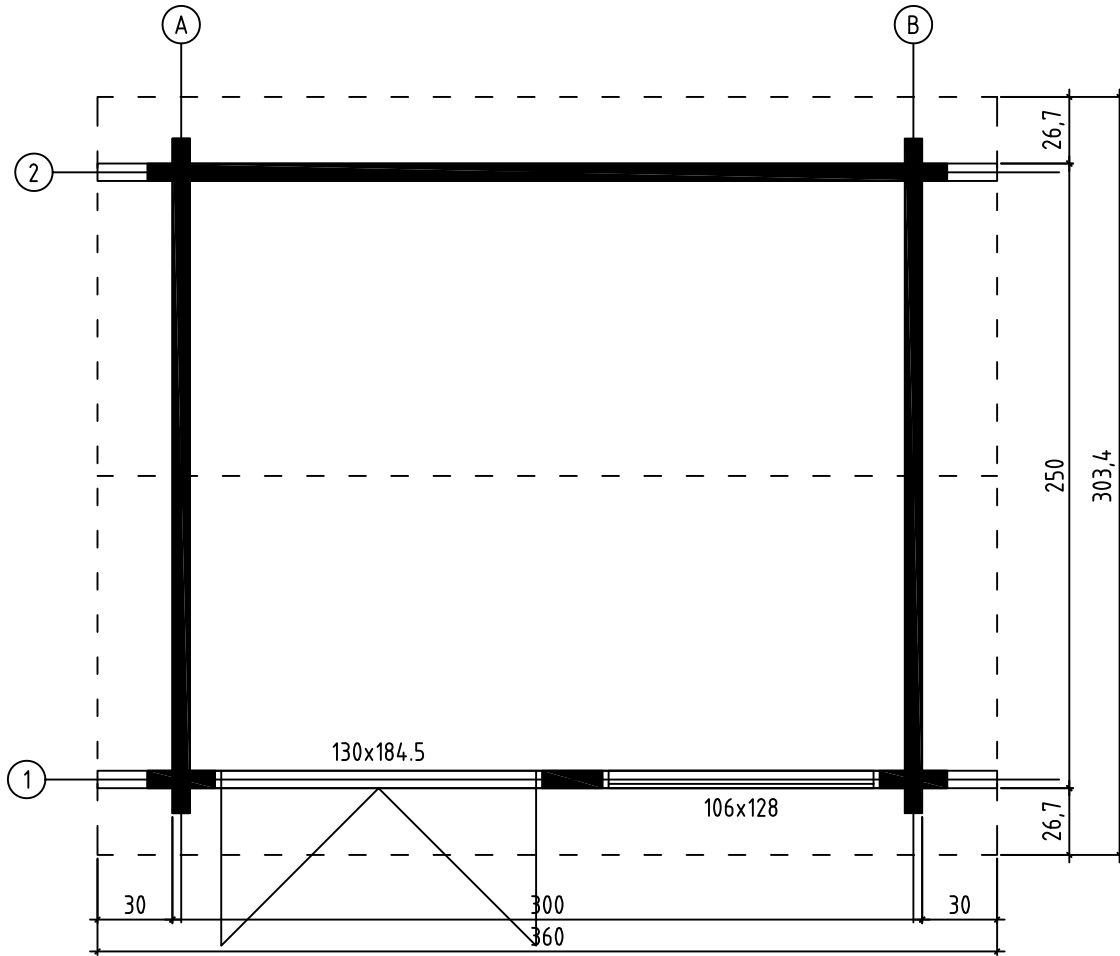


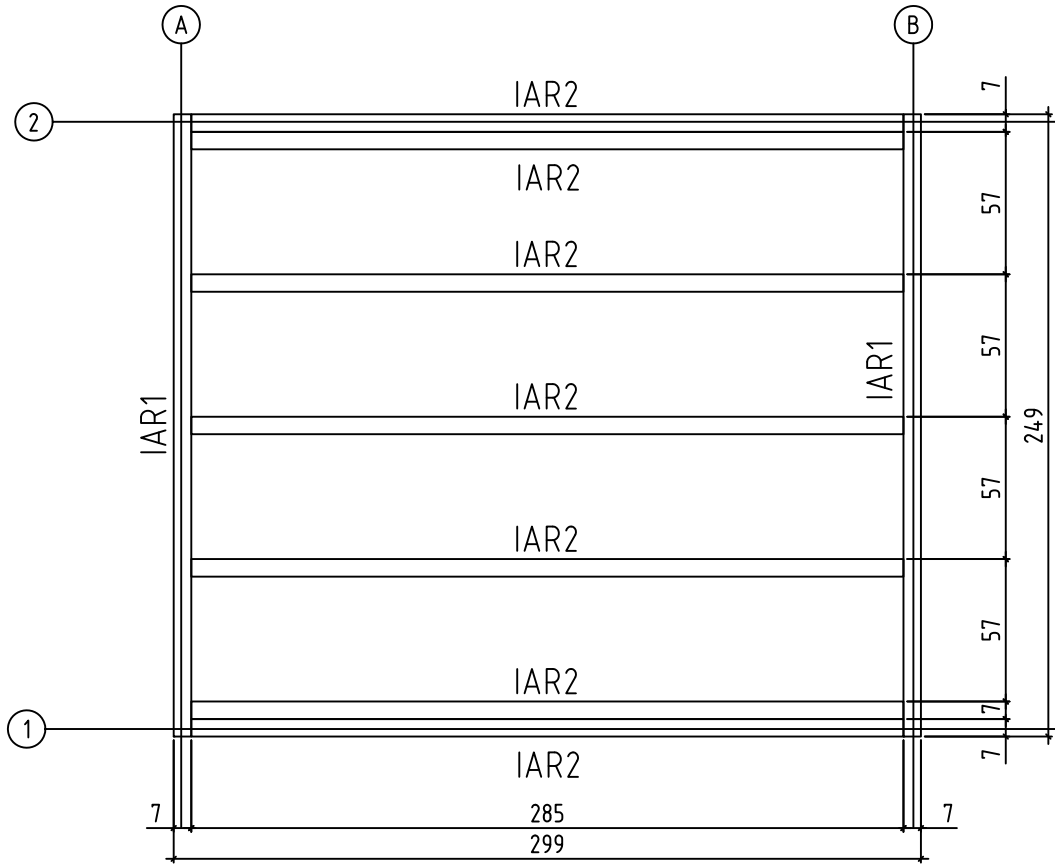
Alex 70 Special Edition

Art.No. 7010902

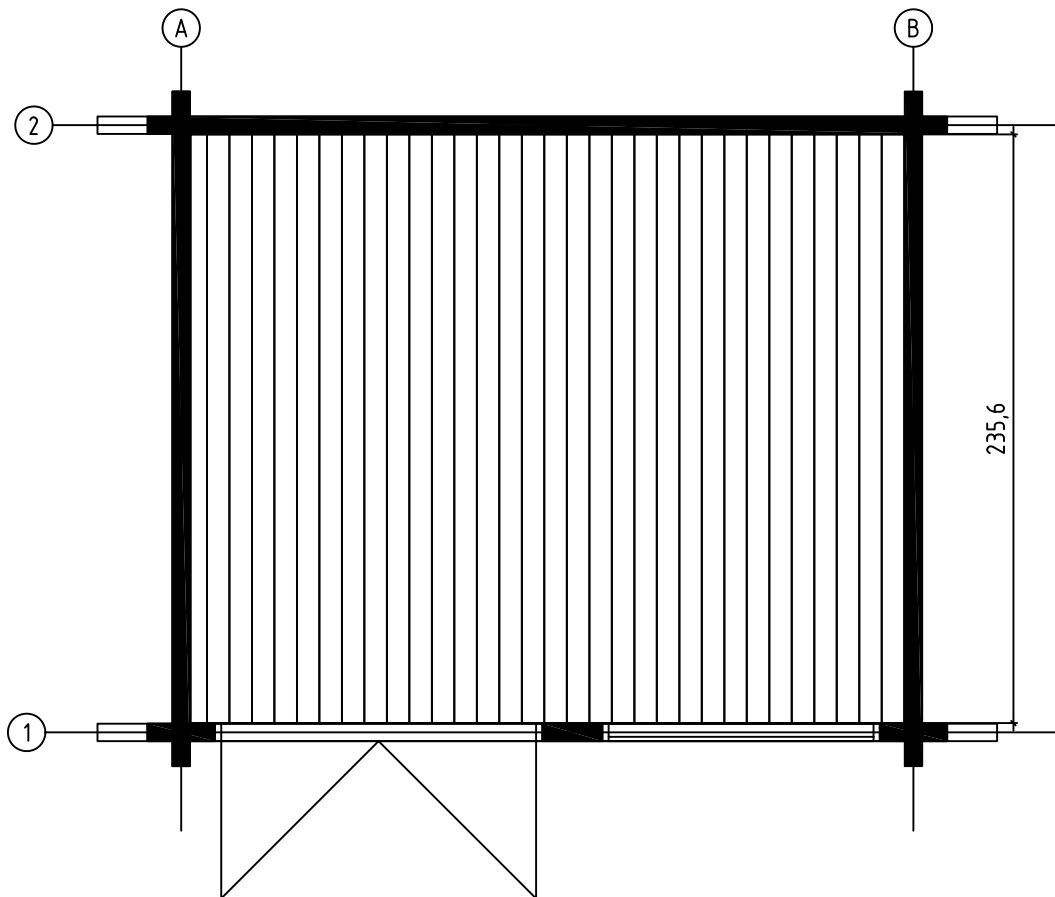


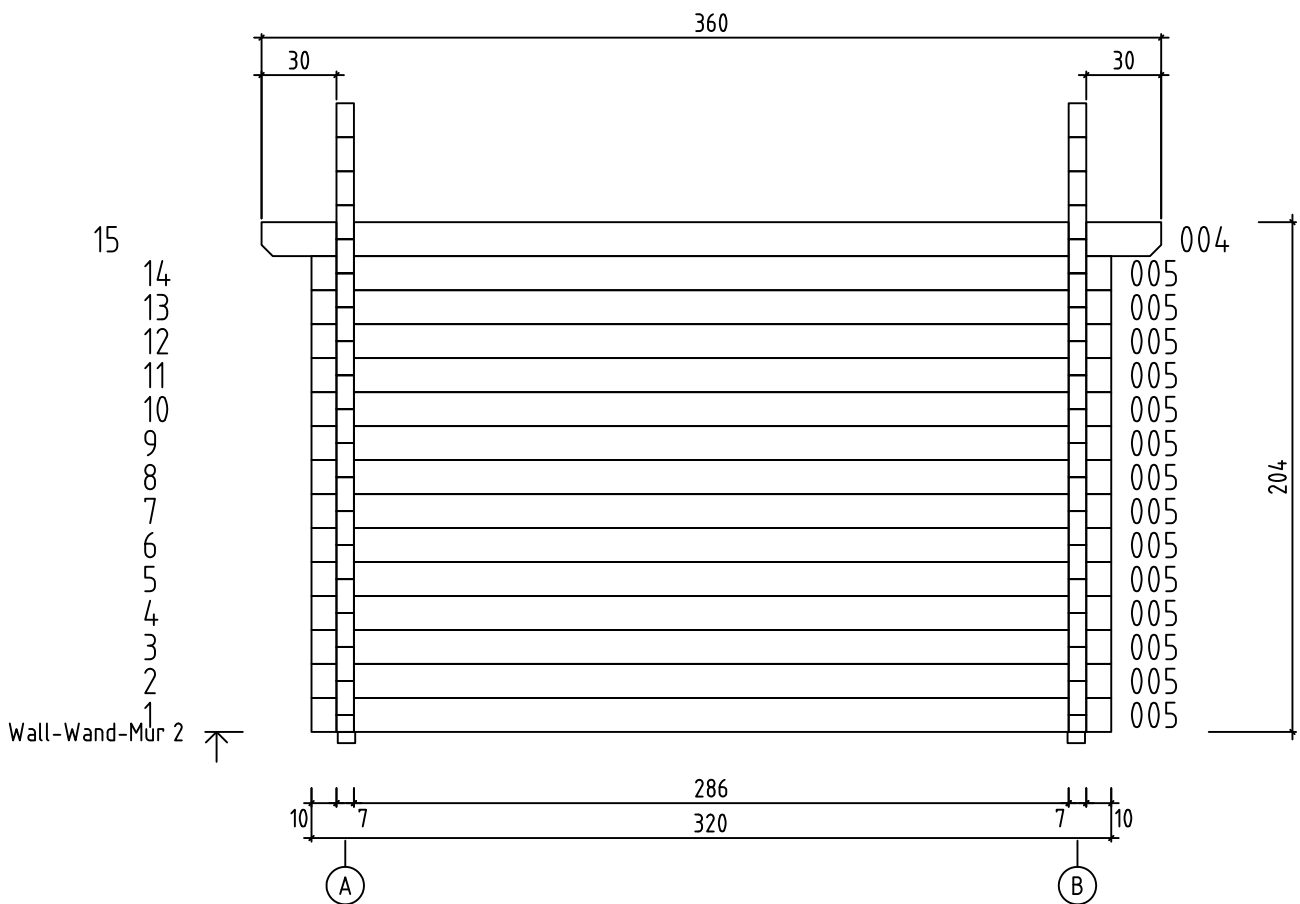
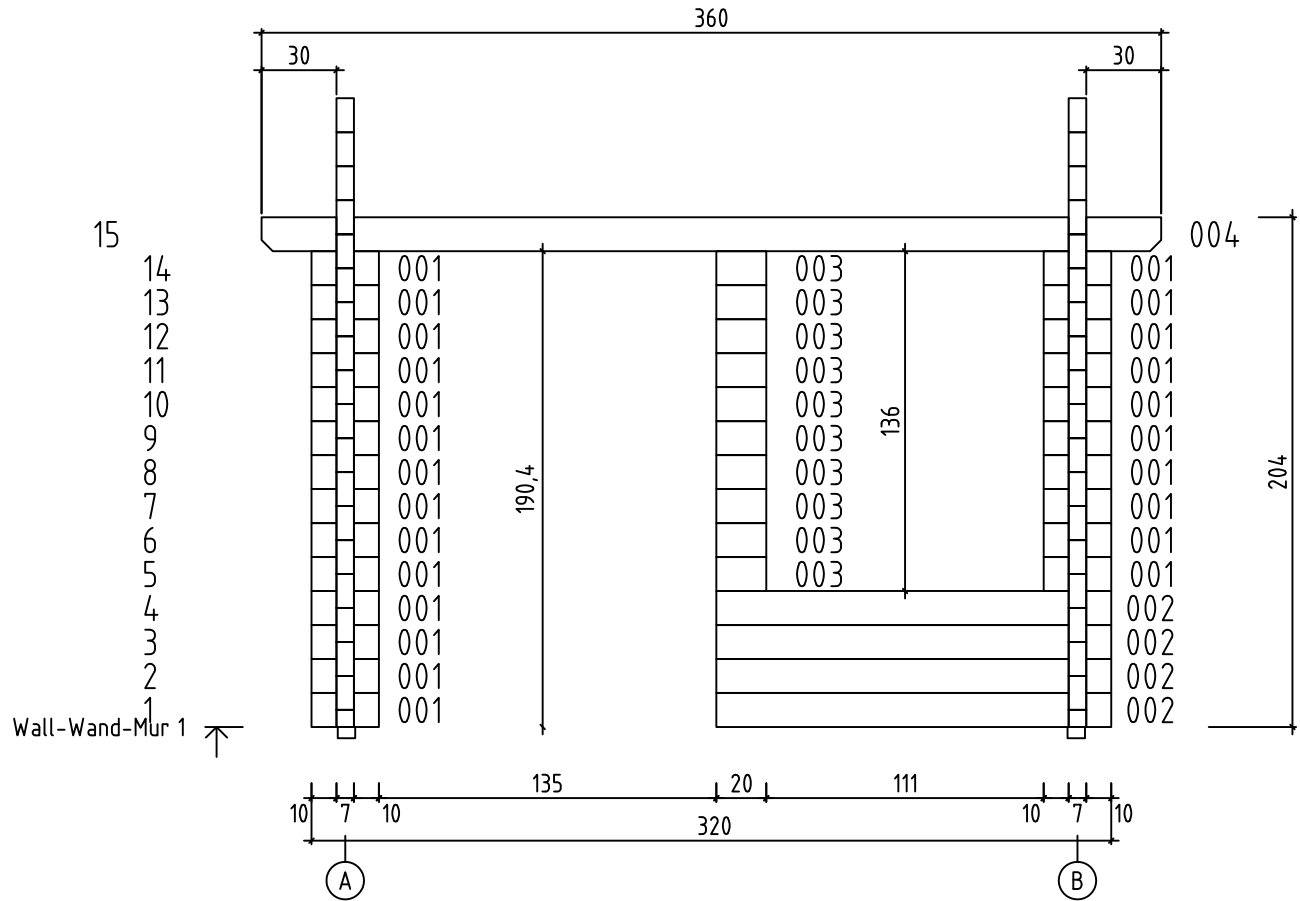
ALEX 70 Special Edition, Art.No.7010902
GROUNDPLAN - GRUNDPLAN - PLAN DE MASSE

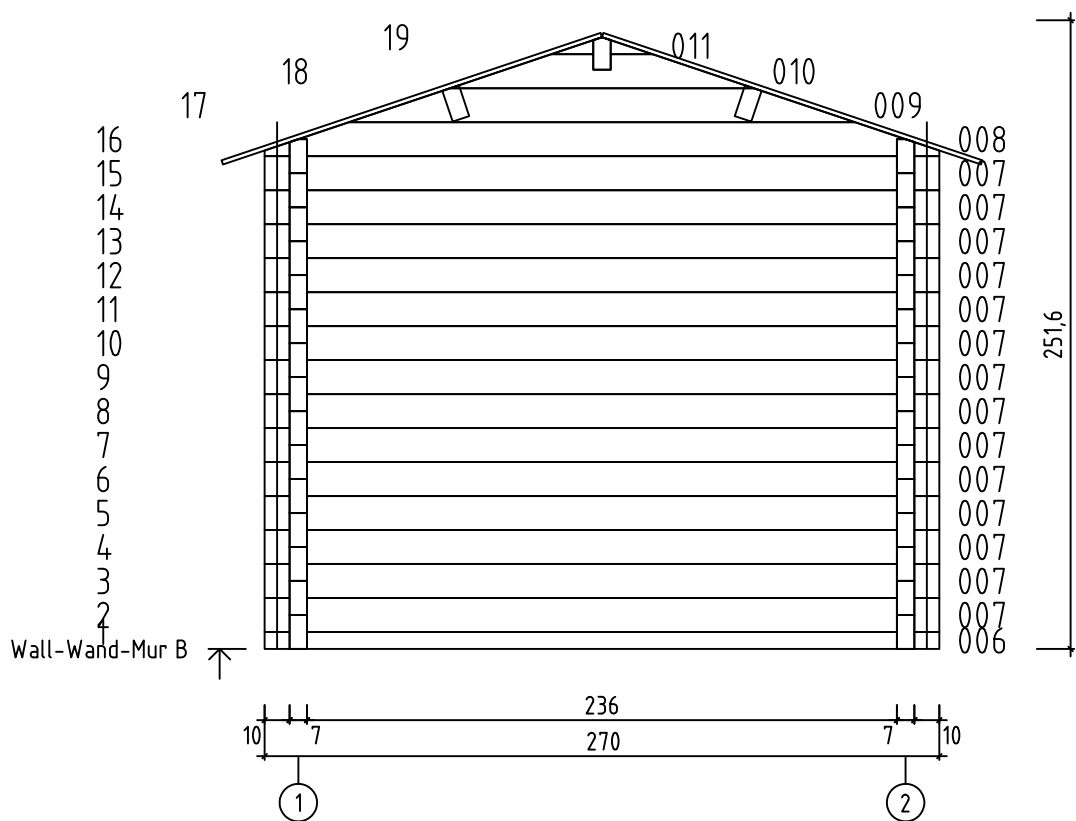
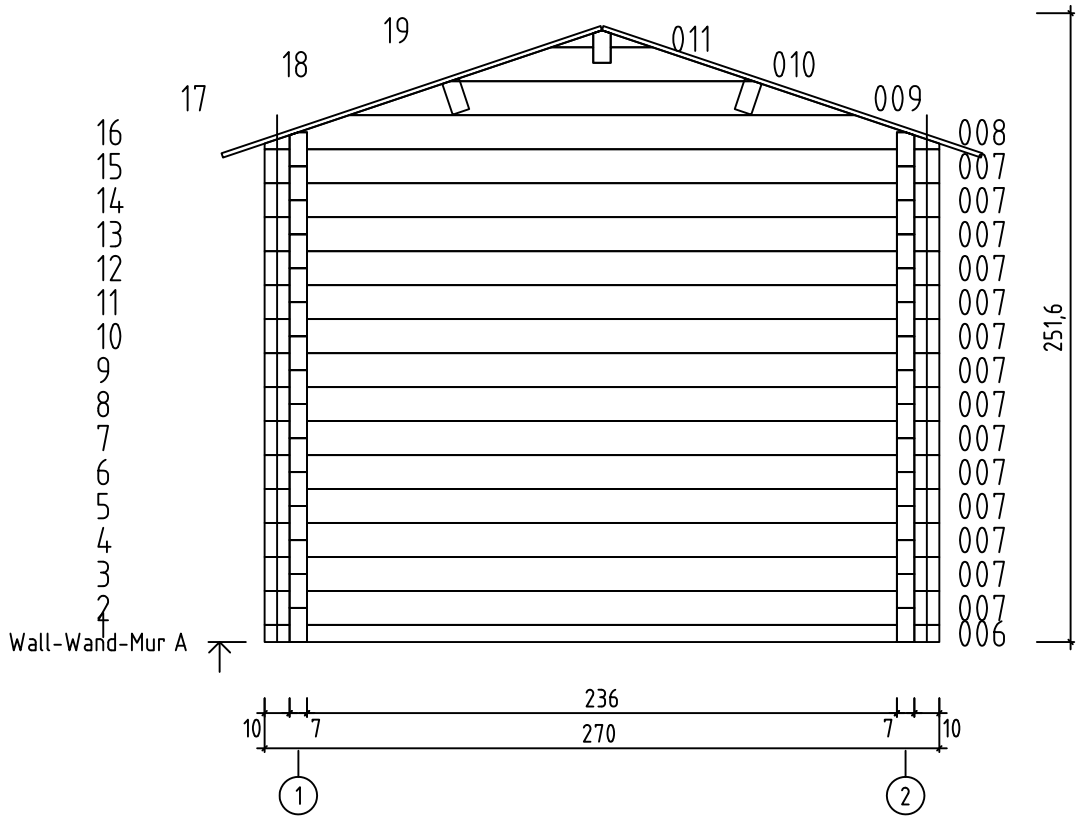





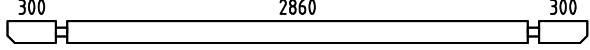
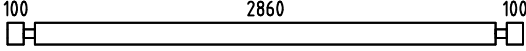
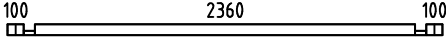
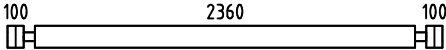
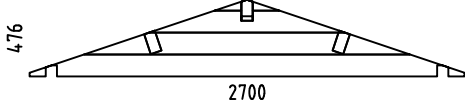
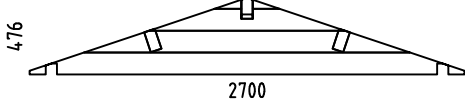


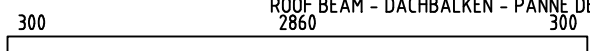
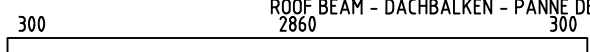












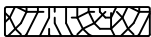







FLOOR BOARDS - FUSSBODENBRETTER - PLAN POSE PLANCHER

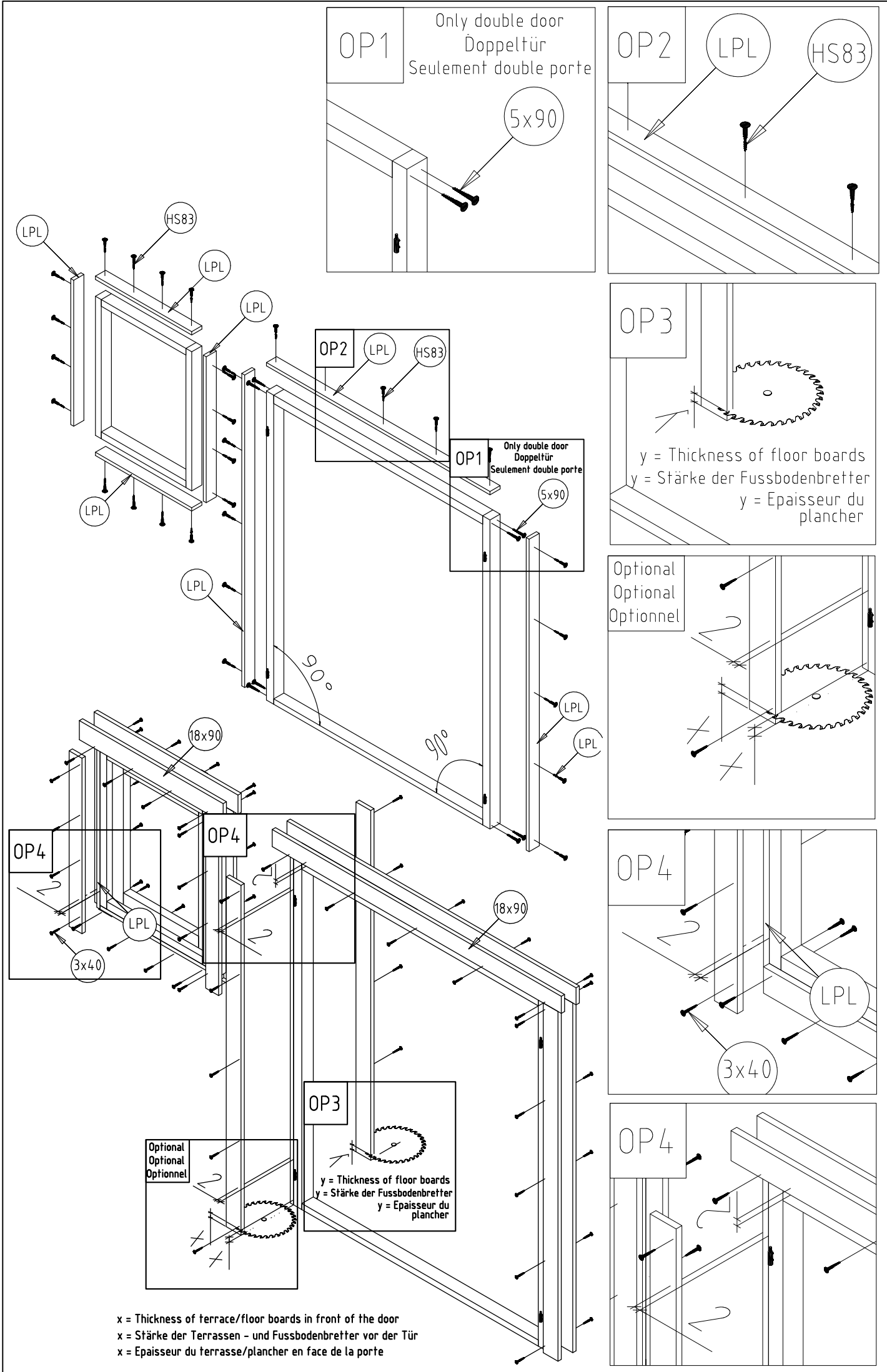






Pos	ALEX 70 Special Edition, Art.No.7010902 Piece list - Stückliste - Liste des pieces	Q.	P (mm)	L (mm)
001		24	70x136	270
002		4	70x136	1580
003		10	70x136	200
004		2	70x136	3600
005		14	70x136	3200
006		2	70x68	2700
007		28	70x136	2700
WA-1		1		
WB-1		1		
IAR2	FOUNDATION - FUNDAMENT - FONDATION 	7	70x45	2850
IAR1	FOUNDATION - FUNDAMENT - FONDATION 	2	70x45	2490
PR1	ROOF BEAM - DACHBALKEN - PANNE DE TOIT 	1	70x140	3600
A-PR1	ROOF BEAM - DACHBALKEN - PANNE DE TOIT 	2	70x140	3600
	FLOOR BOARDS - FUSSBODENBRETTER - LAME DE PLANCHER 	32	90x18	2356
	ROOF BOARDS - DACHBRETTER - VOLIGES 	80	90x18	1600
	FLOOR FILLET-FUSSBODENLEISTE - CORNIERE DE FINITION DU PLANCHER 		18x18	10.42
DPL	ROOFING FELT FILLET - DACHPAPPENLEISTE - BAGUETTE DE FIXATION DU FEUTRE BITUMEUX 	4	18x58	1650
M12	TREADED ROD M12 - GEWINDESTANGE M12 - TIGE FILETÉE M12 	4		40
M12	TREADED ROD M12 - GEWINDESTANGE M12 TIGE FILETÉE M12 	4		2000
LPL	FIXING FILLET - FIXIRUNGSLEISTE - PROFIL DE FIXATION 	2	20x70	1060
LPL	FIXING FILLET - FIXIRUNGSLEISTE - PROFIL DE FIXATION 	1	20x70	1300
LPL	FIXING FILLET - FIXIRUNGSLEISTE - PROFIL DE FIXATION 	2	20x70	1320
LPL	FIXING FILLET - FIXIRUNGSLEISTE - PROFIL DE FIXATION 	2	20x70	1865

Pos	ALEX 70 Special Edition, Art.No.7010902 Piece list - Stückliste - Liste des pieces	Q.	P (mm)	L (mm)
TB	EAVES BOARD - TRAUFBRETT - BANDEAU DE TOIT 	2	18x90	3600
DRV	ROOF EDGE REINFORCEMENT - DACHRANDVERSTÄRKUNG - CORNIERE DE RENFORT DE BORD DE TOIT 	2	28x34	3600
GL	GABLE MOULDING - GIEBELLEISTE PLANCHE DE RIVE 	4	18x120	1650
KL4	LENGTHENING BOLT FOR TREADED ROD - VERLÄNGERUNGSMUTTER FÜR GEWINDESTANGE - MANCHON DE RACCORDEMENT DE TIGE FILETÉE 	4		
KL1	DRIVE NUT TREADED ROD - EINSHLAGMUTTER FÜR GEWINDESTANGE - ÉCROU A FRAPPER POUR TIGE FILITÉE 	4		
KL2	NUT FOR TREADED ROD - MUTTER FÜR GEWINDESTANGE - ÉCROU POUR TIGE FILETÉE 	4		
KL3	PLAIN WASHER TREADED ROD - UNTERLEGSSCHEIBE FÜR GEWINDESTANGE - RONDELLE PLATE POUR TIGE FILETÉE 	4		
HS12	SCREW FOR GABLE SEGMENT - SCHRAUBEN FÜR DECKBLATT - VIS POUR FIXATION LOSANGE DE FINITION 	4	3.5x35	
HS83	SCREW FOR FIXING FILLET - SCHRAUBEN FÜR FIXIRUNGSLEISTE - VIS POUR PROFIL DE FIXATION 	30	3.5x50	
HS16	SCREW FOR GABLE MOULDING - SCHRAUBEN FÜR GIEBELLEISTE - VIS DE FIXATION POUR PLANCHE DE RIVE 	24	3.5x50	
HS32	SCREW FOR EAVES BOARDS - SCHRAUBEN FÜR TRAUFBRETT - VIS DE FIXATION POUR BANDEAU DE TOIT 	16	4x40	
HS26	SCREW FOR ROOF EDGE REINFORCEMENT - SCHRAUBEN FÜR DACHRANDVERSTÄRKUNG - VIS POUR RENFORT DE BORD DE TOIT 	16	4x40	
HS40	SCREW FOR 1. WALL BEAM - SCHRAUBE FÜR 1. BOHLENREIHE - VIS DE FIXATION DES FONDATIONS 	6	5x120	
HS39	SCREW FOR FUNDAMENT - SCHRAUBEN ZUR BEFESTIGUNG FUNDAMENT - VIS POUR FONDATION 	20	5x120	
HS42	SCREW FOR GABLE - SCHRAUBEN FÜR GIEBEL - VIS POUR FIXATION DES PIGNONS 	12	5x120	
HS43	SCREW FOR ROOF BEAMS - SCHRAUBEN FÜR DACHBALKEN - VIS POUR PANNE DE TOIT 	6	5x120	
MS	SCREW FOR DOORSTEP - SCHRAUBEN FÜR TÜRSCHWELLE - VIS DE FIXATION DU SEUIL DE PORTE 	3	4.5x65	
SH70	HAMMER BLOCK - SCHLAGHOLZ - CALLE DE FRAPPE 	1		
NFD	ZN NAIL FOR ROOFING FELT FILLET - ZN NÄGEL FÜR DACHPAPPENLEISTE - POINTE POUR BAGUETTE FIXATION FEUTRE BITUMEUX 	16	2x40	
NFF	ZN NAIL FOR FILLETS - ZN NÄGEL FÜR LEISTEN - POINTE POUR CORNIERE 	21	1.4x40	
NF2	ZN NAIL FOR ROOF - ZN NÄGEL FÜR DACHBRETT - POINTE POUR TOIT 	254	2x50	
NH1	ZN NAIL FOR FLOOR - ZN NÄGEL FÜR FUSSBODENBRETT - CLOUS POUR PLANCHER 	165	2x50	
GS	GABLE SEGMENT-DECKBLATT - LOSANGE DE FINITION 	2		
ORZ	MONTAGE SET FOR DOORS AND WINDOWS - MONTAGE-SET FÜR TÜREN UND FENSTER - JEU DE MONTAGE PORTES ET FENETRES	1		



OP1 Only double door
Doppeltür
Seulement double porte

5x90

OP2 LPL HS83

OP3

y = Thickness of floor boards
 y = Stärke der Fussbodenbretter
 y = Epaisseur du plancher

Optional
Optional
Optionnel

OP4

OP4

OP4

OP4

OP4

OP3

y = Thickness of floor boards
 y = Stärke der Fussbodenbretter
 y = Epaisseur du plancher

Optional
Optional
Optionnel

x = Thickness of terrace/floor boards in front of the door
 x = Stärke der Terrassen - und Fussbodenbretter vor der Tür
 x = Epaisseur du terrasse/plancher en face de la porte

